

ANNUAL REPORT

2022

thirst
PROJECT





GLOBAL WATER CRISIS

**785
MILLION
PEOPLE
ACROSS THE
WORLD
STILL LACK
ACCESS TO
SAFE, CLEAN
DRINKING
WATER.**



MISSION

THIRST PROJECT IS A NON PROFIT ORGANIZATION THAT WORKS WITH THE SUPPORT OF YOUNG PEOPLE TO END THE GLOBAL WATER CRISIS BY BUILDING FRESHWATER WELLS IN DEVELOPING COMMUNITIES THAT NEED SAFE, CLEAN DRINKING WATER.



2022 RECAP

\$854,041 RAISED

96 WATER PROJECTS FUNDED

48,000 PEOPLE SERVED

4 COUNTRIES SERVED

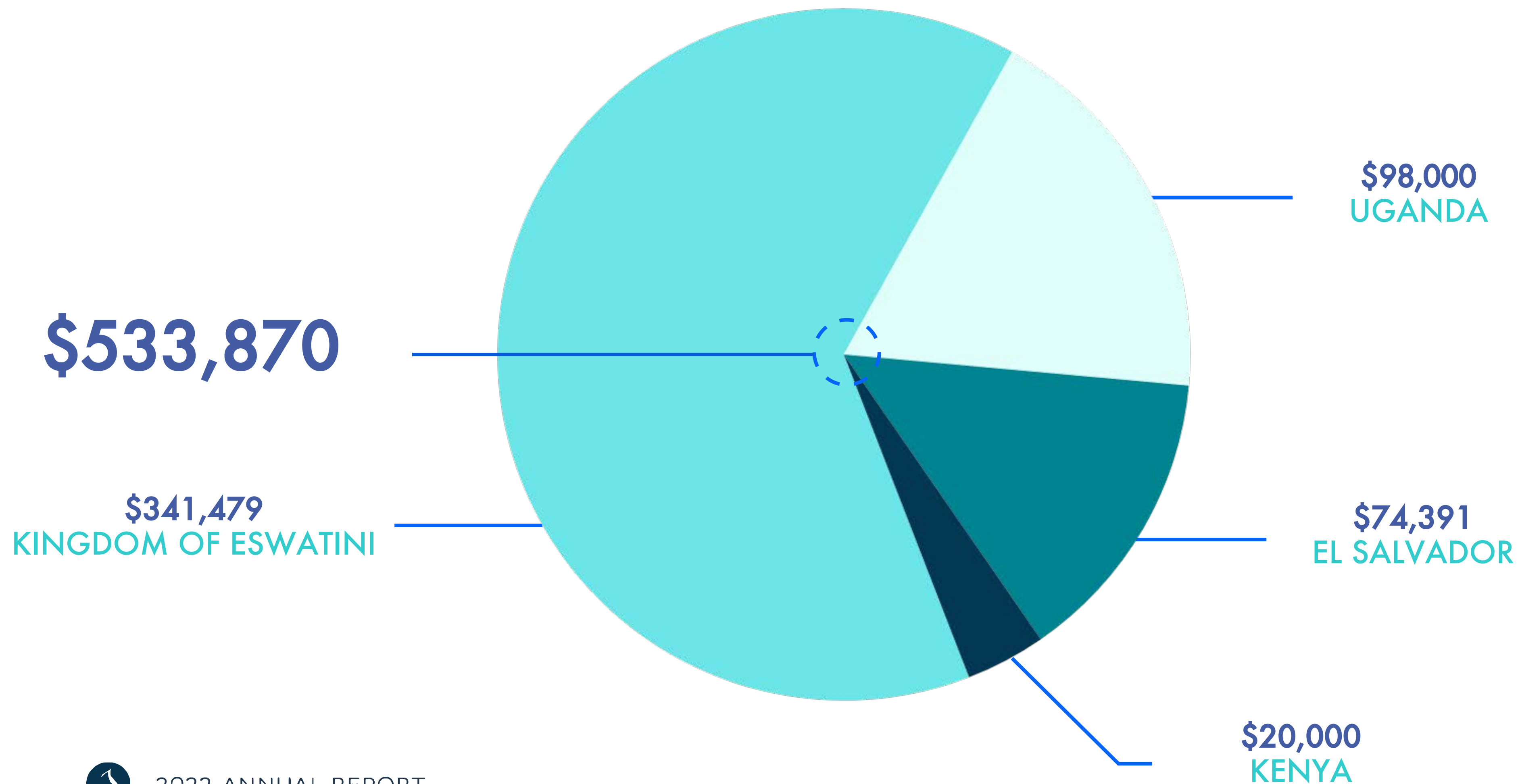


STATEMENT ON 2022

AS THE COVID-19 PANDEMIC SLOWED, 2022 WAS A YEAR WHERE OUR TEAM WAS ABLE TO ONCE AGAIN FOCUS ON STRENGTHENING OUR RELATIONSHIPS WITH THE FOR-PROFIT DRILLERS WE HIRE TO IMPLEMENT PROJECTS IN THE COMMUNITIES WE SERVE WITH ALL OF OUR WATER PROJECTS. THANKS TO THE ADDITION OF A COUPLE NEW IN-COUNTRY TEAM MEMBERS, OUR RELATIONSHIPS WITH THESE FOR-PROFIT DRILLERS HELPED TO EFFICIENTLY COMPLETE ALL OF THIS WORK UNDER THE DIRECTION OF, AND IN COORDINATION WITH, OUR IN-COUNTRY STAFF. THESE STAFFERS ARE ALL NATIONALS FROM THEIR OWN COUNTRY WITHIN WHICH THEY WORK. AS WE HAVE ALWAYS DONE IN THE PAST, WE INVESTED HEAVILY IN GROWING OUR TEAM SPECIFICALLY WITHIN THE KINGDOM OF ESWATINI LAST YEAR, WHICH WE PLAN TO CONTINUE TO DO IN THE YEAR AHEAD.

2022

WATER PROJECT EXPENSES



WATER PROJECTS ESWATINI

WE EXPERIENCED A SLIGHT UPTICK IN THE PRODUCTION OF CLEAN WATER PROJECTS IN THE KINGDOM OF ESWATINI IN 2022. IN A COUNTRY WHERE NEARLY 1/5 OF THE ENTIRE NATION HAS CONTRACTED HIV/AIDS, CLEAN WATER PLAYS A MAJOR ROLE IN COMBATING THE EFFECTS OF THESE EXTREMELY DEADLY DISEASES.



74 PROJECTS




37K PEOPLE



WATER PROJECTS UGANDA

THE WATER CRISIS IN UGANDA HAS NOT SLOWED DOWN, EVEN AS THE WORLD BEGAN TO OPEN UP AGAIN. WITH CHILD MORTALITY RATES AS HIGH AS 7%+, ACCESS TO OUR CLEAN WATER PROJECTS CAN TRULY MEAN THE DIFFERENCE BETWEEN LIFE & DEATH. IN 2022, WE WERE ABLE TO PROVIDE ANOTHER 4,500 UGANDANS ACCESS TO CLEAN WATER.





9 PROJECTS

4.5K PEOPLE



WATER PROJECTS EL SALVADOR

OUR TEAM HAS CONTINUED TO BUILD AT LEAST 10 CLEAN WATER PROJECTS PER YEAR IN EL SALVADOR ONCE AGAIN IN 2022 BY BUILDING 12 WATER WELLS WHICH PROVIDED 6,000 RESIDENTS ACCESS TO SAFE, CLEAN WATER FOR LIFE. WE KNOW THIS WORK IN THE RURAL COMMUNITIES IS CRUCIAL TO HAVING A HEALTHY & HAPPY LIFE.




12 PROJECTS

6K PEOPLE



WATER PROJECTS KENYA

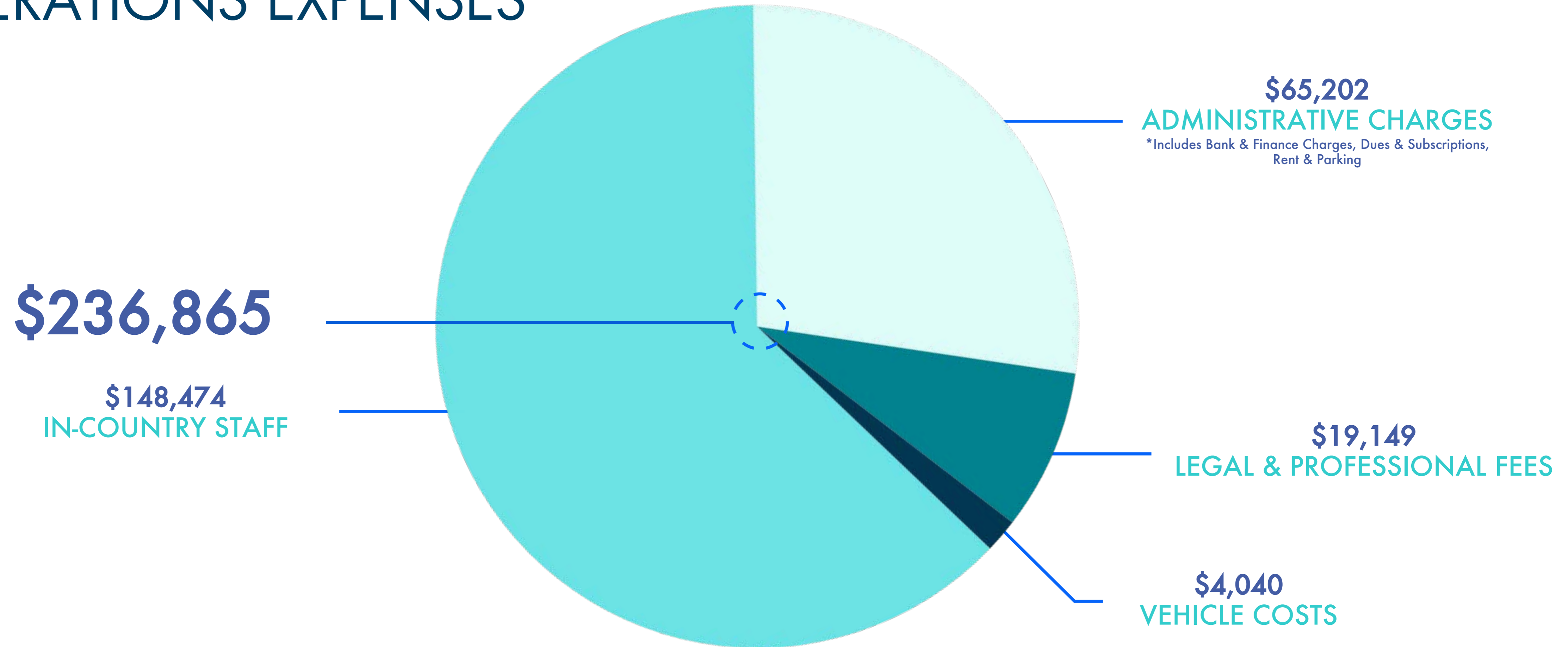
WITH MORE THAN 19M OF THE 52M RESIDENTS OF KENYA BEING CONSIDERED TO BE LIVING IN POVERTY, OUR EFFORTS PLAY AN EXTREMELY IMPORTANT ROLE IN PROVIDING WOMEN & CHILDREN ACROSS THE COUNTRY THE OPPORTUNITY TO SECURE EMPLOYMENT OR SPEND MORE TIME BACK IN SCHOOL TO GAIN A QUALITY EDUCATION.



1 PROJECT **500 PEOPLE**

2022¹

OPERATIONS EXPENSES



OPERATIONS STAFFING

THIRST PROJECT HIRES LOCAL NATIONALS FROM EACH COUNTRY THAT WE BUILD PROJECTS IN TO OVERSEE AND LEAD THE FIELD IMPACT WITHIN THEIR OWN COUNTRY. THESE IN-COUNTRY STAFFERS SERVES AS THE NUCLEUS BETWEEN ALL OF THE COMMUNITIES WE WORK WITH, THE FOR-PROFIT HYDROLOGISTS & DRILLERS WE HIRE TO BUILD OUR PROJECTS, AND OUR TEAM BACK IN THE UNITED STATES. EACH COUNTRY DIRECTOR OR COMMUNITY DEVELOPMENT OFFICER LEADS THEIR IN-COUNTRY TEAM TO SUPPORT ALL OF THEIR WORK IN THE FIELD. THIS COST REPRESENTS THE TOTAL AMOUNT SPENT IN 2022 ON CHARGES RELATED TO ALL OPERATIONAL EXPENSES IN THE FIELD.

\$148,474

* THIRST PROJECT'S DOMESTIC/U.S. "STAFF" IS COMPRISED 100% OF VOLUNTEERS WHO ARE EMPLOYED BY THE SEPARATE ORGANIZATION, LEGACY YOUTH LEADERSHIP INTERNATIONAL, AND OTHER ORGANIZATIONS & GROUPS WHO DONATE SERVICES TO SUPPORT THIRST PROJECT'S WORK. SIMILARLY, ANY AND ALL OF THIRST PROJECT'S UNITED STATES OPERATIONS ARE 100% DONATED BY THE CONTRIBUTIONS OF VOLUNTEERS FROM SIMILAR SUPPORT ORGANIZATIONS.



W.A.S.H

WATER AND SANITATION & HYGIENE

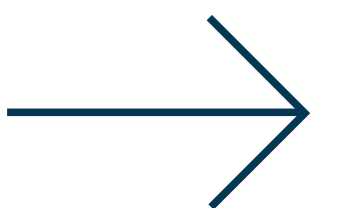
WE DON'T JUST BUILD CLEAN WATER PROJECTS! ACCESS TO SAFE WATER IS ONLY EFFECTIVE IN REDUCING DISEASE & MORTALITY WHEN IT'S PAIRED WITH GOOD SANITATION AND BETTER HYGIENE PRACTICES. WHEN WE BUILD A WATER PROJECT IN A COMMUNITY, WE ALSO TRAIN THOSE LOCAL COMMUNITIES ON SANITATION AND HYGIENE. WHEN COMBINED TOGETHER, THE RESULTS LITERALLY SAVES LIVES.



SUSTAINABILITY PRACTICES

SUSTAINABILITY IS OUR #1 CORE VALUE IN THE FIELD. ACCORDING TO THE WORLD HEALTH ORGANIZATION (WHO), THE AVERAGE LIFE SPAN OF A WATER WELL IN AFRICA IS 4 YEARS, AND THE FAILURE RATE OF BOREHOLE WELLS IMPLEMENTED BY NGO'S ON THE CONTINENT IS UPWARDS OF 60% WITHIN THE FIRST 4 YEARS. THIS IS ALARMINGLY HIGH, AND TOTALLY UNACCEPTABLE, AS MOST "FAILURES" ARE COMPLETELY PREVENTABLE IF THE FOLLOWING SUSTAINABILITY

MEASURES AND APPROPRIATE COMMUNITY ENGAGEMENT ARE IN PLACE. OUR STRINGENT PROCESS FOR WORKING WITH LOCAL FOR-PROFIT HYDROLOGISTS TO CARRY OUT HYDROLOGY & GROUNDWATER SURVEYS BEFORE WE EVER DRILL, ALLOWS US TO ENSURE THAT THE WATER TABLES WE TAP INTO ARE ADEQUATE TO MEET THE NEEDS OF THE PEOPLE WE SERVE.



SUSTAINABILITY PRACTICES

SIMILARLY, OUR IN-COUNTRY STAFF ENSURE THAT EVERY COMMUNITY WE WORK WITH ELECTS A WATER COMMITTEE COMPRISED OF AN EQUAL NUMBER OF MEN AND WOMEN FROM THE COMMUNITY. THESE VOLUNTEERS ARE TRAINED BY OUR DRILLERS ON MAINTENANCE & REPAIR SO THAT THEY CAN KEEP THEIR WATER PROJECT ONLINE & OPERABLE FOR DECADES. EACH COMMUNITY CONTRIBUTES SWEAT EQUITY TO THE COMPLETION OF THEIR PROJECT TO ENSURE OWNERSHIP. WE PERFORM PUMP TESTS & WATER QUALITY TESTS ON EVERY PROJECT.

WE COMPLETE TO GUARANTEE ALL OF OUR WATER IS SAFE FOR HUMAN CONSUMPTION. FINALLY, EACH COMMUNITY ESTABLISHES & CONTRIBUTES TO THEIR OWN OPERATIONS & MAINTENANCE FUND SO THAT WHEN THEY NEED TO MAKE REPAIRS TO THEIR PROJECTS, NOT ONLY HAVE THEY BEEN TRAINED, BUT, ALL PARTS ARE ALWAYS SOURCED LOCALLY, AND WHICH MEANS EACH COMMUNITY IS FINANCIALLY ABLE TO DO BASIC MAINTENANCE ON THEIR WATER PROJECT.



ONE SIZE DOES NOT FIT ALL

WE DON'T JUST BUILD WELLS. WHILE IT'S TRUE THAT THE VAST MAJORITY OF OUR WATER PROJECTS IN THE FIELD ARE HAND PUMP BOREHOLE WELLS, THERE IS NO "ONE SIZE FITS ALL" SOLUTION FOR BRINGING CLEAN WATER TO A COMMUNITY. SOMETIMES WE BUILD ROBUST RETICULATED OR GRAVITY-FED SYSTEMS WITH MULTIPLE STORAGE TANKS & MULTIPLE ACCESS POINTS THROUGHOUT A COMMUNITY. SOMETIMES WE PROTECT NATURALLY-EXISTING SPRINGS. SOMETIMES WE INSTALL RAINWATER CATCHMENT SYSTEMS. SOMETIMES WE INSTALL BIO SAND WATER FILTERS. SOMETIMES IT'S A COMBINATION OF MULTIPLE SOLUTIONS TO MEET THE NEEDS OF THE PEOPLE WE WORK WITH.



MEDIA ETHICS POLICY

WE TAKE TELLING STORIES SERIOUSLY. OVER THE YEARS, THERE HAS BEEN AN INCREASING NEED TO CAPTURE & SHARE CONTENT FROM THE COMMUNITIES WE SERVE IN A MORE ETHICAL WAY. WITH THE RAPID RISE OF DIGITAL MEDIA AND THE INCREASED AND NECESSARY SCRUTINY THAT COMES WITH BEING A U.S. BASED ORGANIZATION WORKING IN RURAL COMMUNITIES INTERNATIONALLY, WE FELT IT WAS IMPORTANT TO DEVELOP A SET OF STANDARDS THAT EVERYONE ON OUR TEAM, BOTH IN THE UNITED STATES & ABROAD, IS TRAINED ON BEFORE CAPTURING AND/OR SHARING CONTENT ON BEHALF OF THIRST PROJECT. YOU CAN FIND OUR MEDIA ETHICS POLICY BY CLICKING ANYWHERE ON THIS TEXT.



WATER TECHNICAL BOARD

ALL OF THIRST PROJECT'S IMPLEMENTING ACTIVITY IS OVERSEEN AND MANAGED BY THE ORGANIZATION'S 'WATER PROJECT TECHNICAL BOARD'. THIS GROUP OF FIVE INDIVIDUALS IS MADE UP OF LEADING EXPERTS IN THE FIELD OF WATER AND SUSTAINABILITY (CIVIL ENGINEERS & HYDROGEOLOGISTS). THIS TEAM IS DEDICATED TO DECIDING WHERE, WHEN & WHAT WE BUILD FOR ALL OF THE WATER PROJECTS WE IMPLEMENT IN THE FIELD. THE BOARD MEETS QUARTERLY TO REVIEW AND APPROVE THE SELECTION OF UPCOMING PROJECTS TO BE IMPLEMENTED BY THE ORGANIZATION IN THE UPCOMING QUARTER. THE BOARD REVIEWS AND APPROVES SITE ASSESSMENTS, QUOTES, AND PLANNED ACTION BEFORE A PROJECT IS FUNDED. AFTER PROJECTS ARE COMPLETE, THEY REVIEW COMPLETED REPORTS, PUMP TESTS, AND WATER QUALITY TESTS FOR EACH SITE.

CARLOINA SANCHEZ

RUSSELL KYLE

GEORGINA KING

TARA ROLFE

PHILIP REIDY



BOARD OF DIRECTORS

SETH MAXWELL PRESIDENT

MICHELLE O'DROSKE CHAIR

T.S. NOWLIN SECRETARY

ANDREW BALDWIN TREASURER

DEBBIE BRACKEEN

DWYCK GODFREY

DR. MARY KERR

MICHAEL C. MANNING

DAVID MCCLOSKEY

BLAKE STANTON



YEAR END RECAP



\$773,873 NET ASSETS

\$854,041 TOTAL INCOME

\$717,220 TOTAL PROGRAM EXPENSES

\$78,391 TOTAL ADMIN EXPENSES

